

## Hand held Mixers

### Bermixer PRO 350W with Stainless Steel Tube 18"

ITEM # \_\_\_\_\_

MODEL # \_\_\_\_\_

NAME # \_\_\_\_\_

SIS # \_\_\_\_\_

AIA # \_\_\_\_\_



602189  
(BP3545U)

Bermixer PRO, portable, hand held, variable speed (up to 9000 RPM), handle grip, with 18" cutter tube, 1/2 HP, 350 watt, NEMA 5-15P

### Short Form Specification

**Item No.** \_\_\_\_\_

Bermixer PRO, portable, hand held immersion blender, variable speed, handle grip, with 18" stainless steel cutter tube, 1/2 HP, 350 watt, 115v/60/1, 3.2 amps. Stainless steel tubes (various lengths) and whisk available upon request as an accessory, to mix, liquidize, whip or emulsify.

IP55 water protected control panel.

With NEMA 5-15P Plug

### Main Features

- Parts in contact with food - tube, blade, shaft - can be completely dismantled without tools for easy cleaning.
- Anti-splash bell knife design.
- Designed to be used directly into pots (using accessories) up to 13 gallons (50 lt).
- Delivered with:-flat base motor-stainless steel tube-space saving storing wall support
- Light weight, ergonomic grip and adjustable speeds make preparation tasks fast and easy.
- Bayonet system makes fast and simple to exchange tools.
- Overheating warning red indicator.
- Tube, knife and whisks are dishwasher safe.
- Very easy to use, assemble and dismantle.
- Bayonet system to easily remove accessories without the use of tools.
- Red luminous indicator flashes when the device is overloaded.
- Its light weight ensures an optimum comfort for the user.
- Designed to be used directly in stew pots up to 8 - 13 gallons (30 - 50 lt), depending on the tube size.
- Thanks to its electronic speed variator, a quick press with the thumb on the selector is all you need to change speeds.
- Productivity suitable for 50 to 300 meals per service.

### Construction

- Power: 350 watts (1/2 HP).
- Water protected motor unit (controls are IP55, IP34 throughout machine).
- Maximum speed 9000 rpm.
- Motor has an air cooling system and is protected against overheating (in case of long intensive work).
- Smart speed control to ensure the right power according to the work load.

### Included Accessories

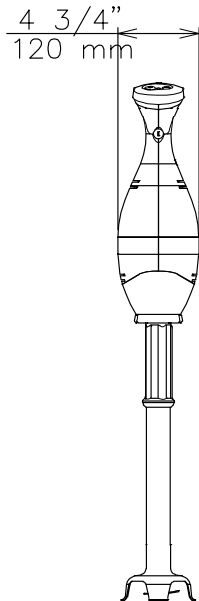
- 1 of Stainless Steel cutter tube 18in (453mm) PNC 650133

### Optional Accessories

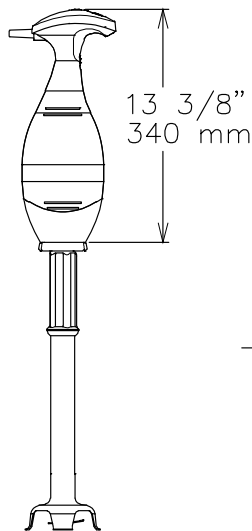
- Stainless Steel cutter tube 14in (353mm) PNC 650132
- Stainless Steel cutter tube 18in (453mm) PNC 650133
- Adjustable rail, for containers 15in - 26in PNC 653292
- Bowl cradle for containers PNC 653294
- Reinforced whisk 10in PNC 653578

APPROVAL: \_\_\_\_\_

Front

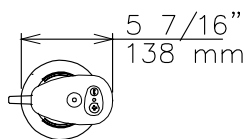


Side



EI = Electrical connection

Top



### Electric

#### Supply voltage:

602189 (BP3545U)

110-120 V/1 ph/50/60 Hz

#### Total Watts:

0.4 kW

#### Plug type:

USA NEMA 5-15P

### Key Information:

External dimensions, Width: 5 7/16" (138 mm)

External dimensions, Depth: 4 3/4" (120 mm)

External dimensions, Height: 30 1/8" (765 mm)

Shipping width: 11 7/16" (290 mm)

Shipping depth: 27 3/16" (690 mm)

Shipping height: 7 1/16" (180 mm)

Shipping weight: 12 lbs (5.29 kg)